



B = Unit Width	150 mm
T = Interior Depth	min. 475 mm
H = Interior Height	520 mm

Snello 150mm (White)

- * Excellent access from both sides.
- * The unit front can be adjusted in 3 directions.
- * Applicable for 2 litre plastic bottles (150mm pull-out).
- * Full-Extendable runner with soft-close function.
- * Loading capacity: 15kg.
- * Agolite Non-slip Mat included

Order Kit No
31-SNELLO 150
31-SNELLO 150 (WH)

Snello 300mm




B = Unit Width	300 mm
T = Interior Depth	min. 475 mm
H = Interior Height	520 mm

Snello 300mm (White)

- * Excellent access from both sides.
- * The unit front can be adjusted in 3 directions.
- * Applicable for 2 litre plastic bottles (150mm pull-out).
- * Full-Extendable runner with soft-close function.
- * Loading capacity: 20kg.
- * Agolite Non-slip Mat included

Order Kit No
31-SNELLO 300
31-SNELLO 300 (WH)

Optional Items



Shelf Divider (White)

- * Can be attached to the shelf (base or side) Or the non-slip mat.



B = Unit Width	400 mm
T = Interior Depth	500 mm
H = Interior Height	610 mm

Slim 400mm

- * The pull-out system can be mounted on the left or right.
- * Full-Extendable runner with soft-close function.
- * Easy assembly.

Order Kit No
31-SBPO 400


Accessories for Slim 400



Slim pull-out system


Tubular frame with full-extension runner, may be installed on the left or right

- * Inclusive Softstopp
- Minimum interior height : 610mm
- Load capacity : 30kg



Front Bracket 90°

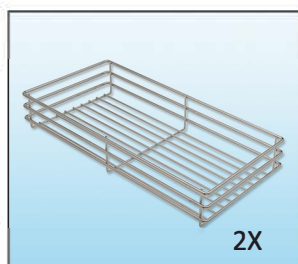
For the tubular frame slim



Clip-on plastic tray

To clip onto the tubular frame Slim

Surface	Width	Depth	Height
Transparent	102	470	68



Clip-on basket Excellent 90°

To clip onto the tubular frame Slim

Surface	Width	Depth	Height
Silver	320	470	75